

Summary of Book 2



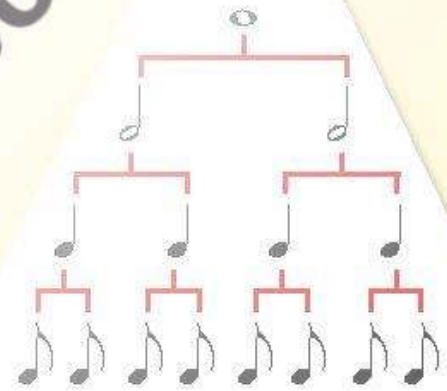
Intervals

Second Third Fourth Fifth

Diagram illustrating musical intervals (Second, Third, Fourth, Fifth) on a staff and corresponding piano keyboard fingerings.

Notes and Rests

Rhythm Pyramid



Dotted Crotchet / Quarter Note



Musical Terms

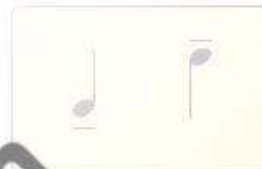
$C = 4/4$

- marcato
- poco a poco
- dolce
- maestoso
- rit. / ritard.
- dim. / dimin.
- cresc.
- decresc.
- Adagio
- Allegretto
- Presto
- A-B-A
- #
- b
- ♯



Dynamics

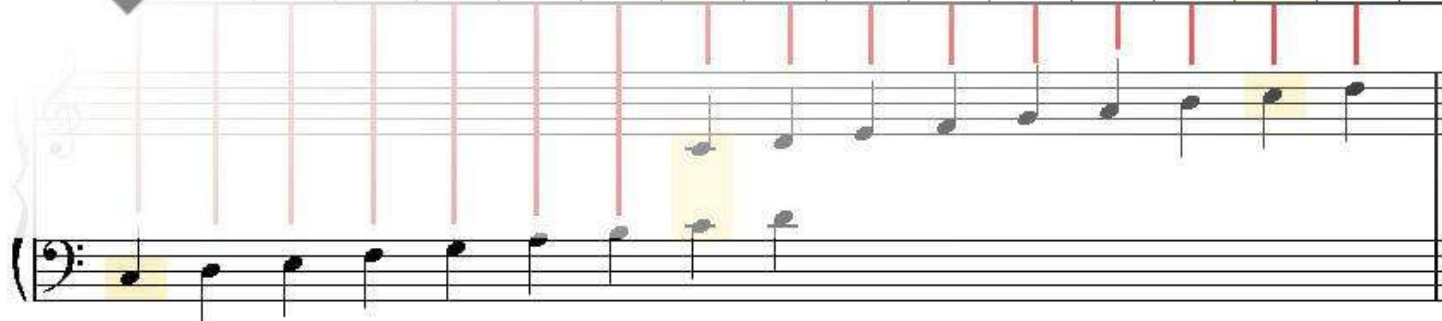
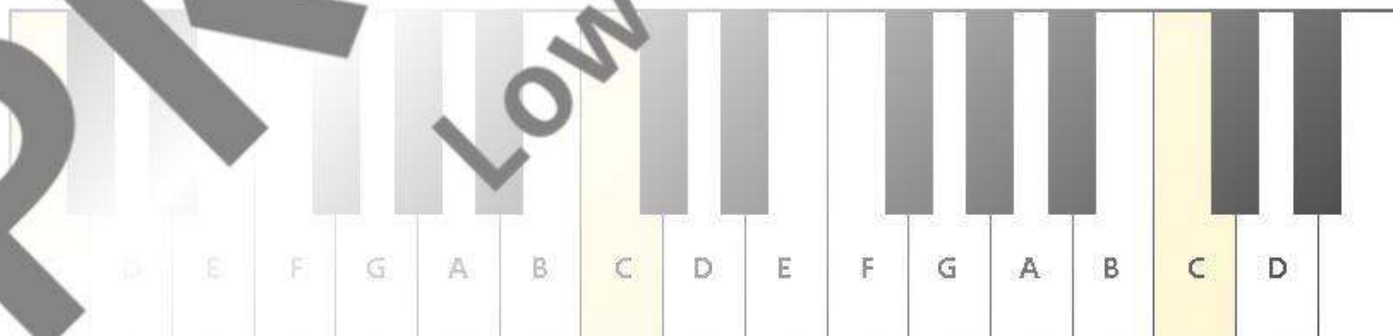
ff *f* *mf* *mp* *p*



1.

2.

Range



PREVIEW Low Resolution

Welcome Piece

Welcome to PIANO JUNIOR level 3! Let's start with a very famous melody from *Symphony No. 9* by Ludwig van Beethoven.

Ode to Joy

from *Symphony No. 9*

Allegro ♩ = 120 *

Name notes

Ludwig van Beethoven (1770–1827)

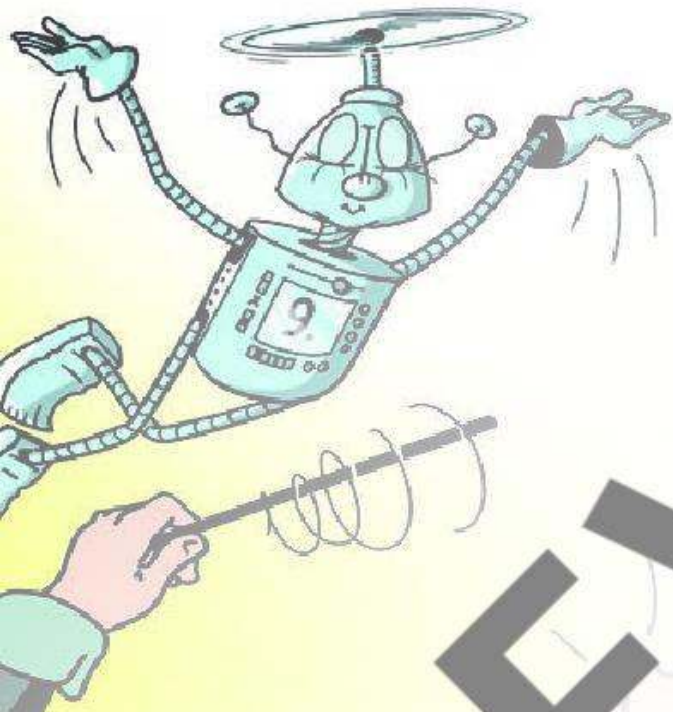
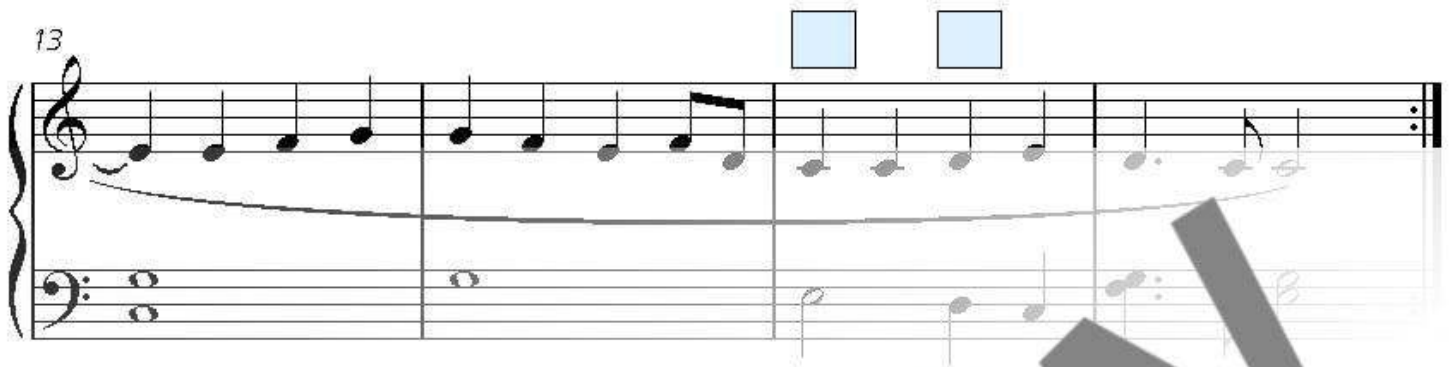
Arr.: HGH

© 2017 Schott Music Limited, London

* Metronome; see Theory Book 3, p. 6/7



Ludwig van Beethoven was one of the greatest composers of classical music ever and a pupil of Joseph Haydn. His virtuoso piano playing and skill as a composer attracted numerous patrons who provided him with financial support. Despite increasing deafness, he still composed great masterpieces. Some famous pieces: *Für Elise*, *Moonlight Sonata*, *Symphony No. 5*, *Symphony No. 9 (Ode to Joy)*.



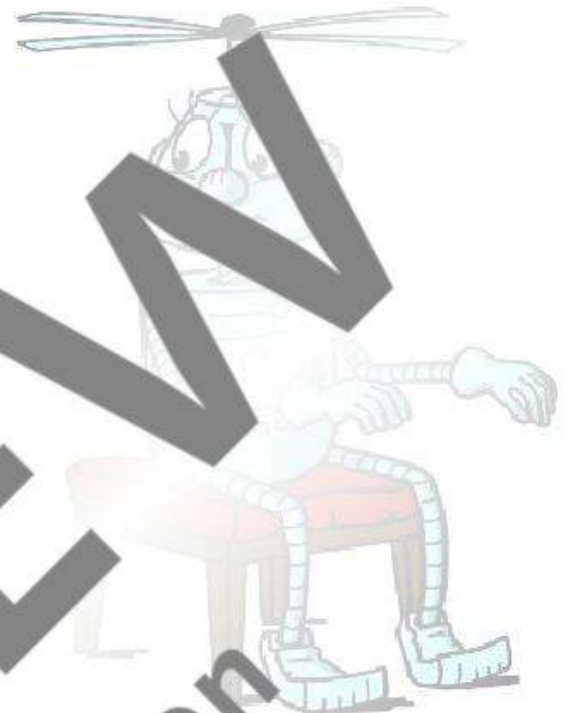
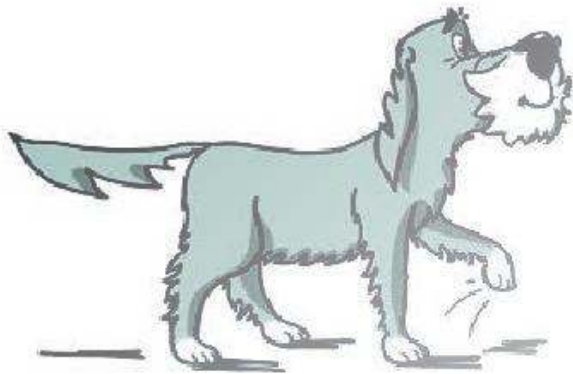
1. Circle all the harmonic intervals in the
2. Circle three examples of rhythmic pattern
3. Trace an accented rhythmic sign
4. Circle sharp sign

PREVIEW

Low Resolution



UNIT 1: Extending the Hand Position



Changing fingers on the same key

Exercises

Start this exercise using 2nd finger on RH and LH

$\text{♩} = 60-100$

PREVIEW LOW Resolution

1 5 4 3 2 4 3 2 1 5 4 3 2 1 4 3 2 1 5 4 3 2 1 4 3 2 1 5 4 3 2 1 4 3 2 1

6 2 1 5 4 3 2 1 5 4 3 2 1 4 3 2 1 5 4 3 2 1 4 3 2 1 5 4 3 2 1 4 3 2 1

11 2 3 4 5 1 2 3 4 2 3 4 5 1 2 3 4 2 3 4 5 1 2 3 4 2 3 4 5 1 2 3 4

16 1 2 3 4 2 3 4 5 1 2 3 4 2 3 4 5 1 2 3 4 2 3 4 5 1 2 3 4 2 3 4 5