

Brother John

C POSITION REVIEW

1. Clap (or tap) & count.
2. Play & count.
3. Play & say the note names.
4. Play & sing the words.

Follow these steps for each new piece.



Moderately fast

1

p Are you sleep - ing? Are you sleep - ing? Broth - er John! Broth - er John!

3

5

f Time for break - fast! Time for break - fast! Please come on! Please come on!

1 1

3


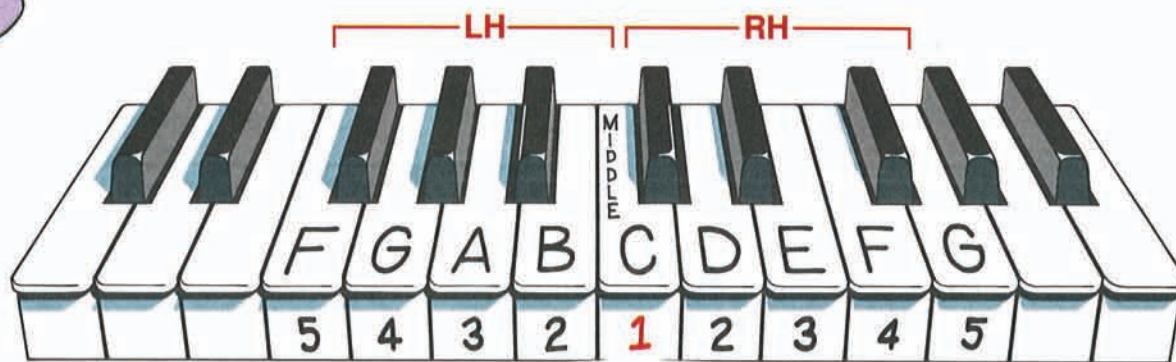
1

DUET PART

Play as a ROUND. Begin after 2 measures of rest, and play the same notes as above, 2 octaves higher.

You are now ready to begin Prep **TECHNIC BOOK, Level C.**

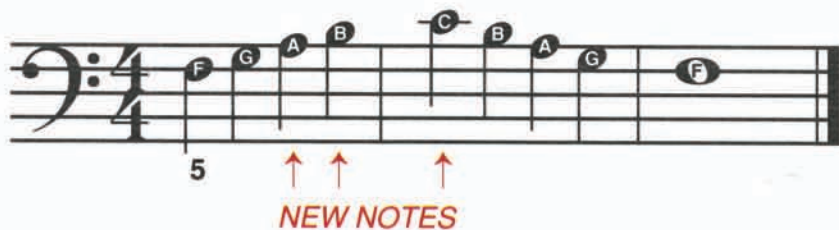
Reading in Middle C Position



Both thumbs on MIDDLE C!
RH same as C Position.



LH: Just 3 new notes—A, B, C.
Play and say the note names.



RH: Same as C POSITION.



Bake Me a Pie

EIGHTH NOTES IN C POSITION



Moderately fast

1

f

1 Please, ma-ma, won't you bake me a pie, 2 Bake me a pie, bake me a pie? 3

Please, ma-ma, won't you bake me a pie? I'd like a piece of ap - ple pie!

Repeat, using your favorite pie in the last measure: cherry pie, lemon pie, choc'late pie, pizza pie, etc.

DUET PART (Student plays 1 octave higher.)

RH

LH *mf*

simile