

# TABLE OF CONTENTS

	Page		Page
Correct Method of Holding Snare Drum Sticks .....	5	Exercise No. 23 .....	46
<b>PART I—BASIC DRUMMING</b> .....	<b>6</b>	Exercise No. 24 .....	47
Note Values, Musical Terms and Expressions .....	6	Exercise No. 25 .....	48
The Roll .....	12	Exercise No. 26 .....	49
The Flam .....	13	Exercise No. 27 .....	50
The Drag .....	14	Exercise No. 28 .....	51
The Four Stroke Roll .....	15	Exercise No. 29 .....	52
The Five Stroke Roll or Gruppetto .....	15	Exercise No. 30 .....	53
The Four Stroke Roll .....	15	Exercise No. 31 .....	54
The Single Stroke Roll .....	16	Exercise No. 32 .....	55
The Seven Stroke Roll .....	17	Exercise No. 33 .....	56
Flam Strokes .....	18	Exercise No. 34 .....	57
Drag Strokes .....	19	Exercise No. 35 .....	58
Combination of Strokes .....	20	Exercise No. 36 .....	59
Abbreviated Values .....	21	Exercise No. 37 .....	60
Elementary Beat Exercise Studies		Exercise No. 38 .....	61
Exercise No. 1 .....	22	Exercise No. 39 .....	62
Exercise No. 2 .....	23	Exercise No. 40 .....	63
Exercise No. 3 .....	24	Exercise No. 41 .....	64
Exercise No. 4 .....	25	Exercise No. 42 .....	65
Exercise No. 5 .....	26	Exercise No. 43 .....	66
Exercise No. 6 .....	27	Exercise No. 44 .....	68
Exercise No. 7 .....	28	Exercise No. 45 .....	69
Exercise No. 8 .....	29	Exercise No. 46 .....	70
Exercise No. 9 .....	30	Exercise No. 47 .....	71
Studies in Flams		<b>PART III—MODERN RHYTHMS AS EMPLOYED BY</b>	
Exercise No. 10 .....	31	<b>CONTEMPORARY COMPOSERS</b> .....	72
Exercise No. 11 .....	32	Exercise No. 48 .....	73
Exercise No. 12 .....	33	Exercise No. 49 .....	74
Rhythm and the Percussionist .....	34	Exercise No. 50 .....	74
A Study in Rhythmical Division .....	35	Exercise No. 51 .....	75
Exercise No. 13 .....	36	Exercise No. 52 .....	76
Exercise No. 14 .....	37	A Study in Syncopated Rhythm	
Crush Roll		Swing Strokes .....	77
Exercise No. 15 .....	38	Exercise No. 53 .....	78
Exercises in Abbreviated Values		<b>PART IV—DOUBLE DRUMMING</b> .....	<b>79</b>
Exercise No. 16 .....	39	Exercises for Double Drums and Solo Passages	
Exercise No. 17 .....	40	from Most Renown Compositions .....	79
Exercise with Scotch Snap and the Reverse		<b>PART V—FAMOUS DRUM SOLOS</b> .....	<b>83</b>
Exercise No. 18 .....	41	<b>PART VI—AN INTRODUCTION TO TYMPANI</b> ...	<b>88</b>
Exercise No. 19 .....	42	Examples of Tympani .....	89
<b>PART II—ADVANCED EXERCISE STUDIES</b>		Correct and incorrect positions of holding	
Exercise No. 20 .....	43	Tympani Sticks .....	90
Exercise No. 21 .....	44	Exercises for Tympani .....	91
Exercise No. 22 .....	45	<b>MUSICAL VOCABULARY</b> .....	<b>95</b>

## DOTTED NOTES AND DOTTED RESTS

Written




Equals




These notes  
are equivalent  
to these rests.

Written



Equals



A dot placed after a note or rest increases its value by one-half.

## THE DOUBLE DOT

Written




Equals




These notes  
are equivalent  
to these rests.

Written



Equals



A double dot placed after a note or rest increases its value by three-fourths.

# No. 34

Moderato ♩ = 92

The musical score is written for a single melodic line on a grand staff (treble clef). The time signature is 2/4. The tempo is Moderato, with a quarter note equal to 92 beats per minute. The score consists of 16 measures, organized into five sections marked A through E. Dynamics range from piano (p) to fortissimo (ff). Section A (measures 1-4) starts with a piano (p) dynamic and ends with a fortissimo (f) dynamic. Section B (measures 5-8) begins with a piano (p) dynamic, reaches fortissimo (ff) in measure 6, and returns to piano (p) in measure 8. Section C (measures 9-12) starts with mezzo-forte (mf), reaches fortissimo (ff) in measure 10, and ends with piano (p) in measure 12. Section D (measures 13-16) begins with mezzo-forte (mf), reaches fortissimo (ff) in measure 14, and ends with piano (p) in measure 16. Section E (measures 17-20) starts with piano (p), reaches fortissimo (f) in measure 18, and ends with fortissimo (ff) in measure 20. The score includes various rhythmic patterns such as eighth and sixteenth notes, rests, and slurs. There are also hairpins indicating crescendos and decrescendos.